

Industry and Employment - LRPC Area 4

Industry Name	LRPC Area 4	Counties Belknap County	States New Hampshire	Entire Country United States
Health Care & Social Assistance	17%	16%	16%	15%
Retail Trade	13%	13%	11%	10%
Manufacturing	11%	11%	14%	11%
Construction	10%	10%	8%	7%
Educational Services	10%	10%	10%	10%
Professional/Scientific/Tech Services	6%	6%	8%	8%
Admin, Support, Waste Management Services	5%	4%	4%	4%
Accommodation & Food Services	5%	5%	4%	6%
Other Services (excl Public Administration)	5%	5%	4%	5%
Public Administration	5%	5%	4%	5%
Finance & Insurance	4%	4%	5%	5%
Transportation & Warehousing	3%	2%	3%	5%
Real Estate	2%	3%	2%	2%
Agriculture, Forestry, Fishing, Hunting	1%	1%	1%	1%
Wholesale Trade	1%	1%	2%	3%
Information	1%	1%	2%	2%
Arts, Entertainment & Recreation	1%	1%	1%	2%
Mining, Quarrying, Oil & Gas Extraction	0%	0%	0%	1%
Utilities	0%	0%	1%	1%
Management of Companies/Enterprises	0%	0%	0%	0%

Employment



64%

White Collar



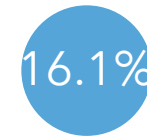
22%

Blue Collar



14%

Services



Unemployment
Rate

Businesses



2,270

Total Businesses



21,436

Total Employees



No High School
Diploma



29%

High School
Graduate



33%

Some College



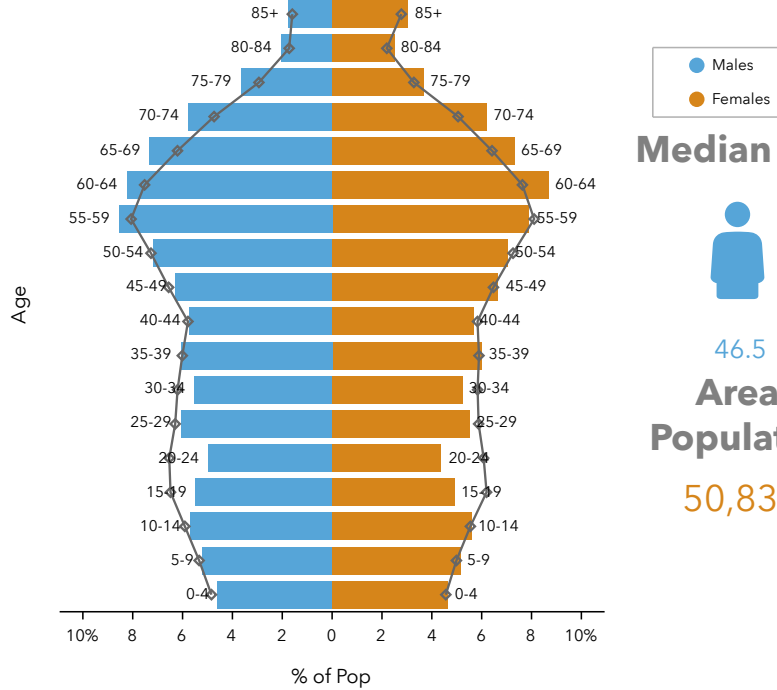
31%

Bachelor's/Grad/Prof Degree

Educational Attainment

Population and Age - LRPC Area 4

Age Pyramid



Dots show comparison to New Hampshire

Population Group	Growth Rate
2000-2010 Population: Annual Growth Rate (U.S. Census)	0.67%
2010-2020 Population: Annual Growth Rate (Esri)	0.76%
2020-2025 Population: Annual Growth Rate (Esri)	0.67%

Median Age

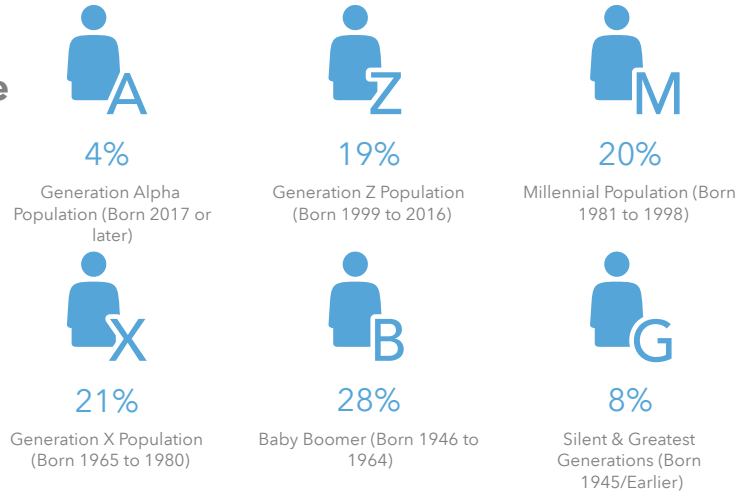


46.5

Area Population

50,830

2020 Generational Makeup



Tapestry Segments

6C	The Great Outdoors 6,327 households	30.6% of Households
6A	Green Acres 3,550 households	17.2% of Households
5A	Comfortable Empty Nesters 1,936 households	9.4% of Households

Housing -LRPC Area 4

Housing Statistics



\$237,553

Median Home Value



\$10,009

Average Spent on Mortgage & Basics



\$848

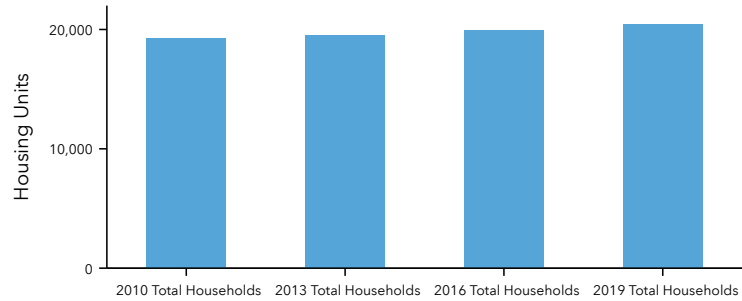
Median Contract Rent



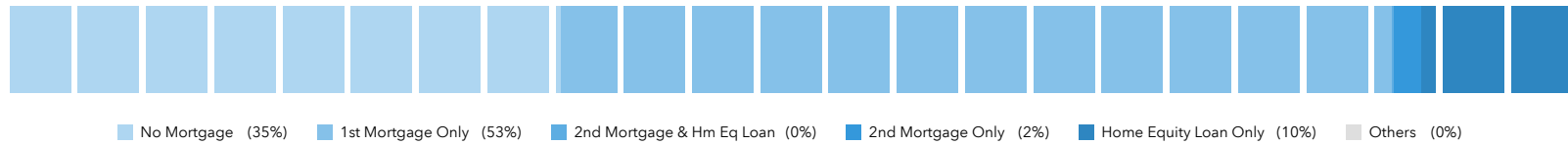
2.43

2020 Average Household Size (Esri)

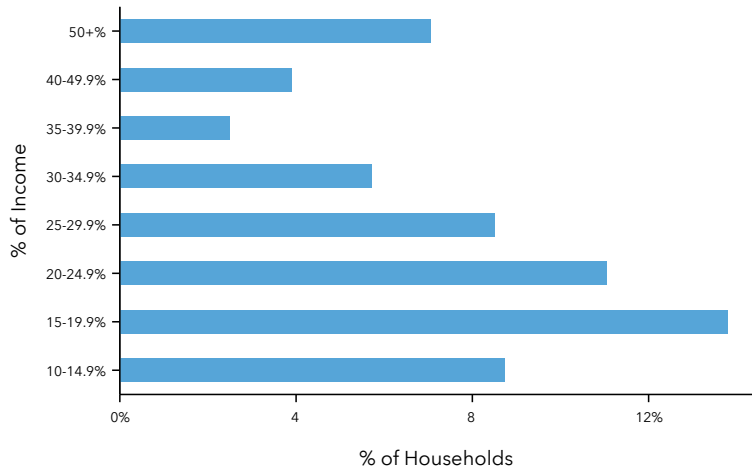
Total Households 2010 -2019



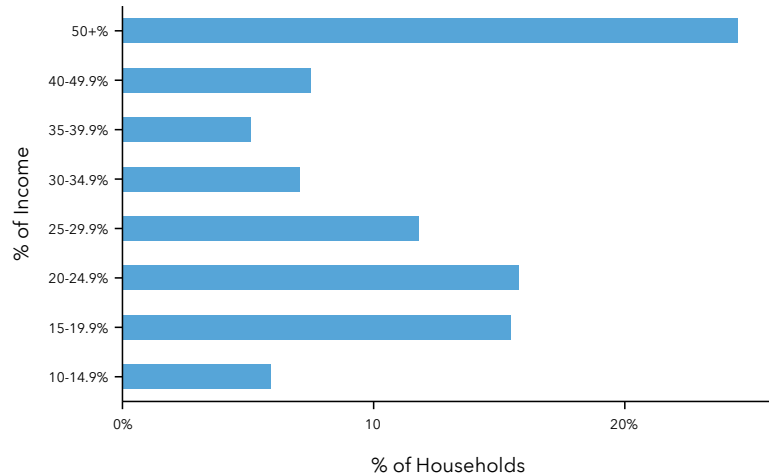
Mortgage Spectrum



Mortgage Payments as a % of Income



Rent as a % of Income



Income -LRPC Area 4

2020 HH Net Worth



\$151,805

Median Net Worth



\$620,378

Average Net Worth

Income Statistics

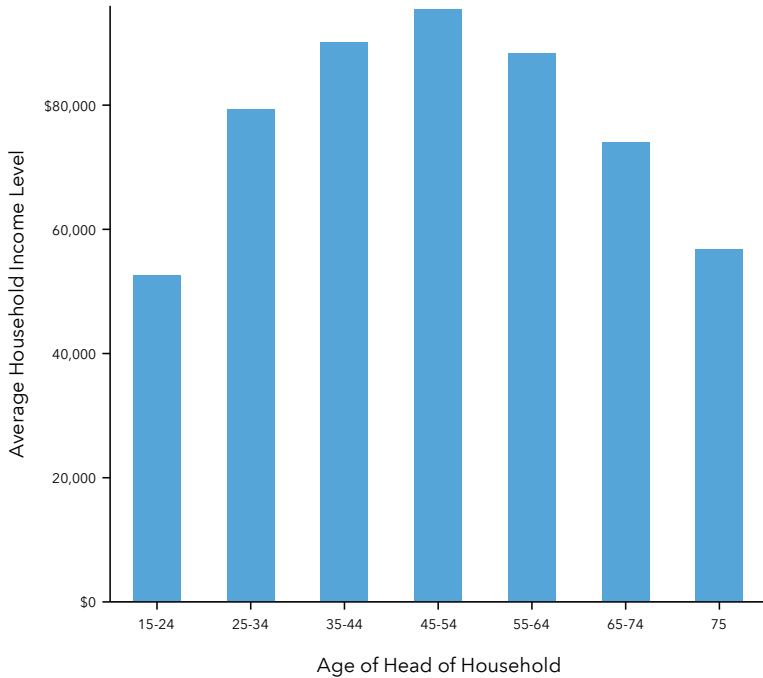
	LRPC Area 4	Counties	States	Entire Country
		Belknap County	New Hampshire	United States

2020 Per Capita Income \$33,124 \$33,374 \$39,400 \$34,136

2020 Median Household Income \$64,500 \$63,522 \$75,181 \$62,203

2020 Average Household Income \$81,317 \$81,469 \$98,779 \$90,054

2020 Income by Age



2020 Household Income

